







Census of the number of hunters in Europe – March 2010
Recensement des chasseurs en Europe – mars 2010
 Erhebung über die Anzahl der Jäger in Europa – März 2010

	Pays Countries Länder	km² x10³		 x10 ⁶	 /km ²	
	France	643	1,344,000	64.1	100	1:47
	Germany	358	358,000	82	231	1:229
	Italy	301	750,000	58.1	193	1:77
	Spain	505	980,000	40.5	85	1:41
	United Kingdom	245	800,000	61.1	248	1:76
Nordic Region	Denmark	43	165,000	5.5	126	1:33
	Finland	338	308,000	5.2	15	1:17
	Norway	324	190,000	4.7	14	1:24
	Sweden	450	260,000	9.1	20	1:31
Baltic Region	Estonia	45	15,000	1.3	29	1:87
	Latvia	65	25,000	2.2	35	1:88
	Lithuania	65	32,000	3.6	55	1:112
	Poland	313	106,000	38.5	123	1:363
Atlantic Region	Belgium	31	20,000	10.4	341	1:520
	Ireland	70	350,000	4.2	58	1:12
	Luxembourg	3	2,000	0.5	192	1:250
	Netherlands	42	28,170	16.7	395	1:618
Central European Region	Austria	84	118,000	8.3	98	1:70
	Czech Republic	79	110,000	10.2	129	1:93
	Hungary	93	55,000	9.9	109	1:90
	Slovakia	49	55,000	5.4	110	1:98
	Slovenia	20	22,000	2.0	100	1:91
	Switzerland	41	30,000	7.6	185	1:253
Mediterranean Region	Cyprus	9	45,000	0.8	89	1:17
	Greece	132	270,000	10.7	84	1:40
	Malta	0.3	15,000	0.4	1333	1:27
	Portugal	92	230,000	10.6	115	1:46
South East Region	Albania	29	14,000	3.6	124	1:257
	Bosnia - Herzegovina	51	50,000	4.6	90	1:92
	Bulgaria	111	110,000	7.2	70	1:70
	Croatia	57	55,000	4.5	79	1:81
	Moldova	34	-	4.3	126	-
	Montenegro	14	-	0.7	50	-
	Romania	230	60,000	22.3	94	1:371
	Serbia	77	80,000	10.2	132	1:127
Turkey	781	300,000	73.2	94	1:244	